



The Challenges of Miking a Choir.

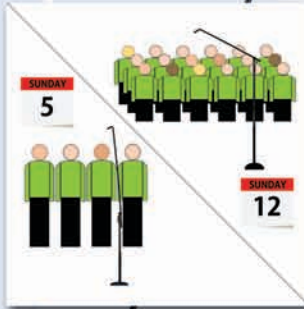
Choirs represent a sound reinforcement challenge because they require distant pick-up of the signal as opposed to the close mic techniques employed in handheld applications. A mic located a few inches from a voice or instrument will exhibit an excellent signal-to-noise ratio while the same mic positioned several feet distant can struggle to deliver a usable sound. A condenser element is the microphone of choice due to its higher output, smoother response and ability to be built into a small package.

Challenge #1: ----->
Miking a choir with condensers seems expensive.



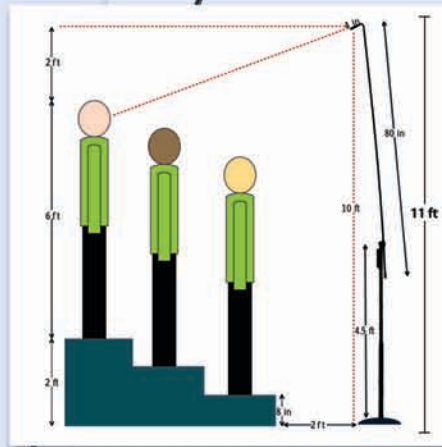
Solution #1: Audix Micro Series Condensers. These affordable mics are unique because they feature a fully integrated circuit (including pre amp) all in a two inch length, making them the most powerful small microphone on the market today. They pack a punch so that you only need one microphone to cover up to 20 people!

Challenge #2: ----->
The size or placement of your choir may vary dramatically from week to week.



Solution #2: The Audix MicroBoom. Many houses of worship and schools need the ability to shift things around on their platform from week to week. Where the choir is one week may be where the worship band is the next. In some cases the size of a choir may go from 20 people to a holiday production of 80. MicroBooms are portable, low profile, easy to move, easy to store and easy on the eyes!

Challenge #3: ----->
If you don't want to hang the mics, how do you get them high enough to cover all of the singers in the choir?




Solution #3: The Audix MicroBoom-50 or the MicroBoom-84. It is recommended that if a mic is placed two feet in front of the first row of singers, the mic also needs to be placed two feet higher than the tallest person in the back row. This will give you equidistance from the front row to the back row.

With a standard three row choir riser of two feet that means the mic will typically need to be 10 feet in the air. With the MicroBoom-50 (50 inch carbon fiber boom) attached to a standard boom arm, that is attached to a standard mic stand (fully extended to 4.5 feet) you can get over 10 feet. With the MicroBoom-84 (7 foot carbon fiber boom) attached just to a standard mic stand, you can get over 11 feet to cover up to four rows of a choir!

Your choice of element: either the Audix M1250B (MB5050, MB8450) or the higher output M1255B (MB5055, MB8455) completes the package.

Challenge #4: ----->
Your choir is positioned near loud band instrument(s), such as a drum set and/or a lead guitar amp, and they are bleeding into the choir mix.



Solution #4: The Audix MicroBoom with a hypercardioid capsule. By using a tighter pattern, positioning the mics a little closer to the choir and bringing the singers closer together (if possible) you can dramatically improve isolation and increase gain so that the choir can be heard over the band! The Audix Micro Series can be ordered with cardioid, hypercardioid, and supercardioid patterns.



For a dealer near you call Toll Free 800-966-8261

Ph 503-682-6933 Fax 503-682-7114

www.audixusa.com

Audix Corp 2009. All Rights reserved. Audix and Audix logo are trademarks of Audix Corporation